

TEACHERS' NOTES AND CLASS ACTIVITIES

Tidy, by Emily Gravett, is a humorous story about an over-zealous badger. First Pete tidies the summer flowers, then he sweeps up the autumn leaves. By winter he has pulled up the trees and concreted over the mud. There is nowhere to live. The other animals help Pete to replant the trees and by spring the wood is thriving and the only things in the bin are Pete's cleaning equipment.

READ: Find the broom, brushes, washing-up liquid and bin on the opening pages. Read the title. Ask: *What do you think this story is going to be about? Do you think that Pete is good at looking after the wood?* Discuss Pete's behaviour on the first spread. Ask: *Is it good or bad? What about the second spread?* Ask: *What might be the problem with sweeping up the leaves?* (Loss of habitat for hedgehogs and insects; loss of nutrients to the soil.) Stop in shock as Pete starts pulling up trees before reading on. Ask: *Why is there a flood and mud now?* Look at the image of hungry Pete in the concrete mixer. Ask: *Why is he hungry? Do you feel sorry for Pete?* Read to the end and enjoy the details in the illustrations. Reread the book, looking for the change in seasons and the change in colours.

DISCUSS: Is it ever right to tidy a wood? Is it ever right to cut down a wood? Where should we build houses? Should woods be protected? How could we protect a local wood? Is it ever a good idea to sweep up leaves?

EXPLORE (HABITATS): The story is set in a British deciduous wood. Search in the book for the animals on the photocopyable page 'animal search'. Find photographs of the animals on the internet. Look out for these or any other wildlife on a nature walk (you might spot a squirrel, a magpie, a crow or a robin). Create a habitat poster for the area you visited. Carry out a (safe) litter pick in your local area and discuss good ways of looking after a habitat. Cut out the rules on photocopyable page 'countryside rules'. Choose sensible rules to create an attractive countryside rules poster, illustrating it with animals from the story.

FIND OUT: Investigate habitat loss in your area (such as marsh drainage, loss of hedgerows and woods). Research animals threatened by habitat loss worldwide (such as orangutans, lemurs and the Amur leopard) and the work charities are doing to help.

WRITE: Discuss how it is the onset of autumn that really sends Pete crazy. Cut out and reorder the images from 'story sort'. Retell the story verbally before writing a caption (a few words, or a couple of sentences, depending on age and ability) for each image. Try to use the phrases 'in autumn', 'by spring' and so on.

ACT: Create stick puppets from photocopyable page 'Animal search'. Create a dramatic version of the story taking a character each and improvising dialogue for them (using the cover as a stage or backdrop, or using toy trees and cranes and diggers). Together, write down a playscript version of the story.



ANIMAL SEARCH

OWL



Can you find these animals in *Tidy*, by Emily Gravett?
Tick them off as you find them.

BLUE TIT




GREEN WOODPECKER

BADGER



ANT

RABBIT




ADDER



HEDGEHOG



FOX



MAGPIE



CROW




ROBIN



RED SQUIRREL



PIGEON





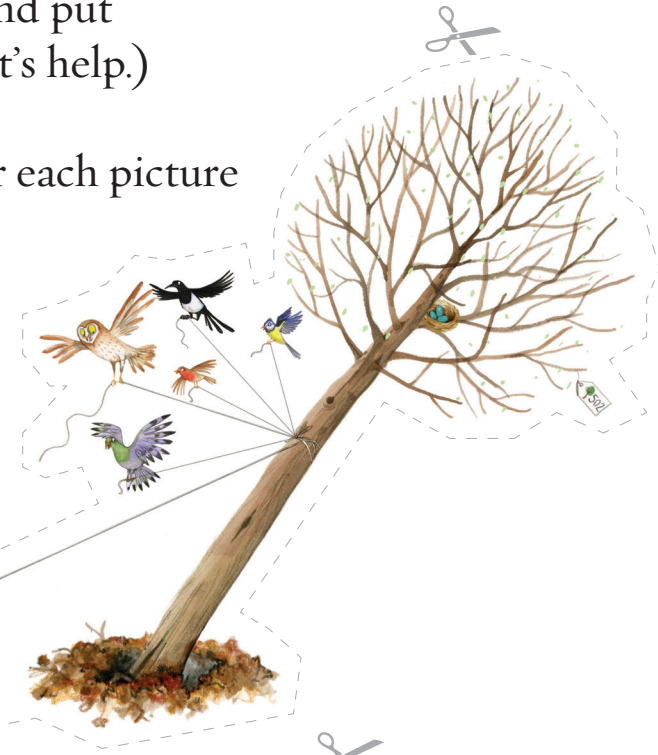
© EMILY GRAVETT 2016

TWO HOOTS

FOR MORE FUN ACTIVITIES VISIT: WWW.EMILYGRAVETT.COM

STORY SORT

- Cut out these images from *Tidy*, by Emily Gravett, and put them in the right order. (Don't forget to ask for an adult's help.)
- Use the pictures to tell the story to a friend.
- Stick the pictures onto a piece of paper. Write a caption for each picture



© EMILY GRAVETT 2016

TWO HOOTS

FOR MORE FUN ACTIVITIES VISIT: WWW.EMILYGRAVETT.COM



COUNTRYSIDE RULES



- Cut out these rules. Sort them into sensible countryside rules and silly countryside rules.
- Use the sensible rules to create your own countryside rules poster.

PICK ANY FLOWERS YOU LIKE.

LOOK AFTER ANY ANIMALS YOU SEE.

NEVER HAVE A PICNIC IN THE COUNTRYSIDE.

CLEAR UP ANY LEAVES ON THE PATH.

KEEP TO THE PATHS.

DON'T DROP LITTER.

DON'T LIGHT A FIRE.

KEEP DOGS ON LEAD NEAR FARM ANIMALS.

REMOVE FLOWERS THAT ARE IN THE WRONG PLACE.

MAKE SURE YOU CLOSE ANY GATES BEHIND YOU.

HAVE FUN!


TAKE FOOD TO THE COUNTRYSIDE TO FEED THE ANIMALS.

PICK UP ANY LITTER THAT YOU SEE.

CLEAN UP AFTER YOUR DOG.

DON'T PICK ANY FLOWERS.

INVITE YOUR FRIENDS FOR A BONFIRE IN THE WOODS.



© EMILY GRAVETT 2016

TWO HOOTS

FOR MORE FUN ACTIVITIES VISIT: WWW.EMILYGRAVETT.COM